


# Fly drones safely

From 1. January 2021

Valid for drones **under 25 kg** in open category.


Further information is available on [luftfartstilsynet.no/en/drones](https://luftfartstilsynet.no/en/drones).

1



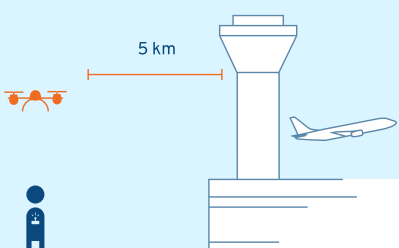
Register at [flydrone.no](https://flydrone.no) and take the online course and exam (**not required if the drone is CE-marked as a toy or if it weighs below 250 g and does not have a camera**).

2



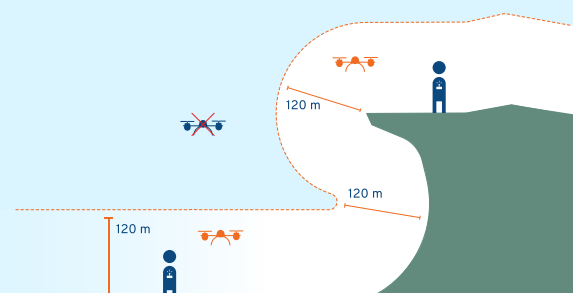
Make sure you have a valid insurance. Drones are aircraft and **require a liability insurance**, except if the drone is a CE-marked toy.

3




Familiarize yourself with no-fly zones. Do not fly within 5 km from airports.

4



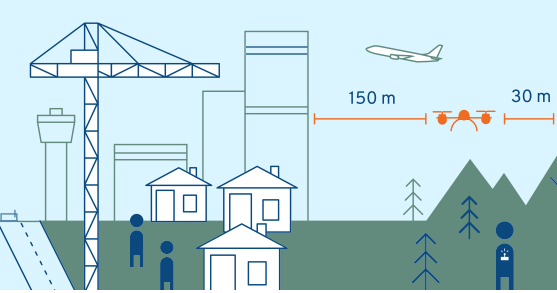
You shall always be able to see the drone. Max altitude is 120 meters from the ground.

5



Avoid flying over uninvolved persons. Do not fly over assemblies of people, festivals, sport events, etc.

6



If the drone weighs **500 g - 25 kg**, or is **marked C2, C3 or C4**: Keep a distance of at least 150 meters from populated areas and other areas with people. Always keep the drone at least 30 meters from uninvolved persons.

Other distance limitations may apply if you pass the **A2 exam** and fly a drone between **500 g and 2 kg**, or **with a C2 class mark**.

**Are you under 16 years old?** You can still fly in model clubs, together with a pilot 16 years or older, or with a **CE-marked toy drone**.

## Internet resources

- Follow local rules in national parks and protected areas, see [kart.naturbase.no](https://kart.naturbase.no).
  - Do not fly in areas where airborne photography is forbidden. See [nsm.geodataonline.no/sensorapp](https://nsm.geodataonline.no/sensorapp).
  - Be aware of restricted areas and no-fly zones, such as the center of Oslo, prisons, and embassies, see [ippc.no](https://ippc.no) and [luftfartstilsynet.no](https://luftfartstilsynet.no).
- > More information on our web page: [luftfartstilsynet.no/en/drones](https://luftfartstilsynet.no/en/drones)

## Fly safely and responsibly

- Register and take the exam at [flydrone.no](https://flydrone.no).
- Keep your drone in sight at all times.
- Keep at least 5 km distance from airports and never fly near accident areas.
- Always fly below 120 m from the ground and at a safe distance from others.
- Respect other people's privacy and follow the GDPR rules when taking photos or videos of others, see [datatilsynet.no](https://datatilsynet.no).